

Traffic Report

Woore

Traffic Overview from Wed Oct 1 2025 to Wed Dec 31 2025

Vehicle Speed Classes (Mph)

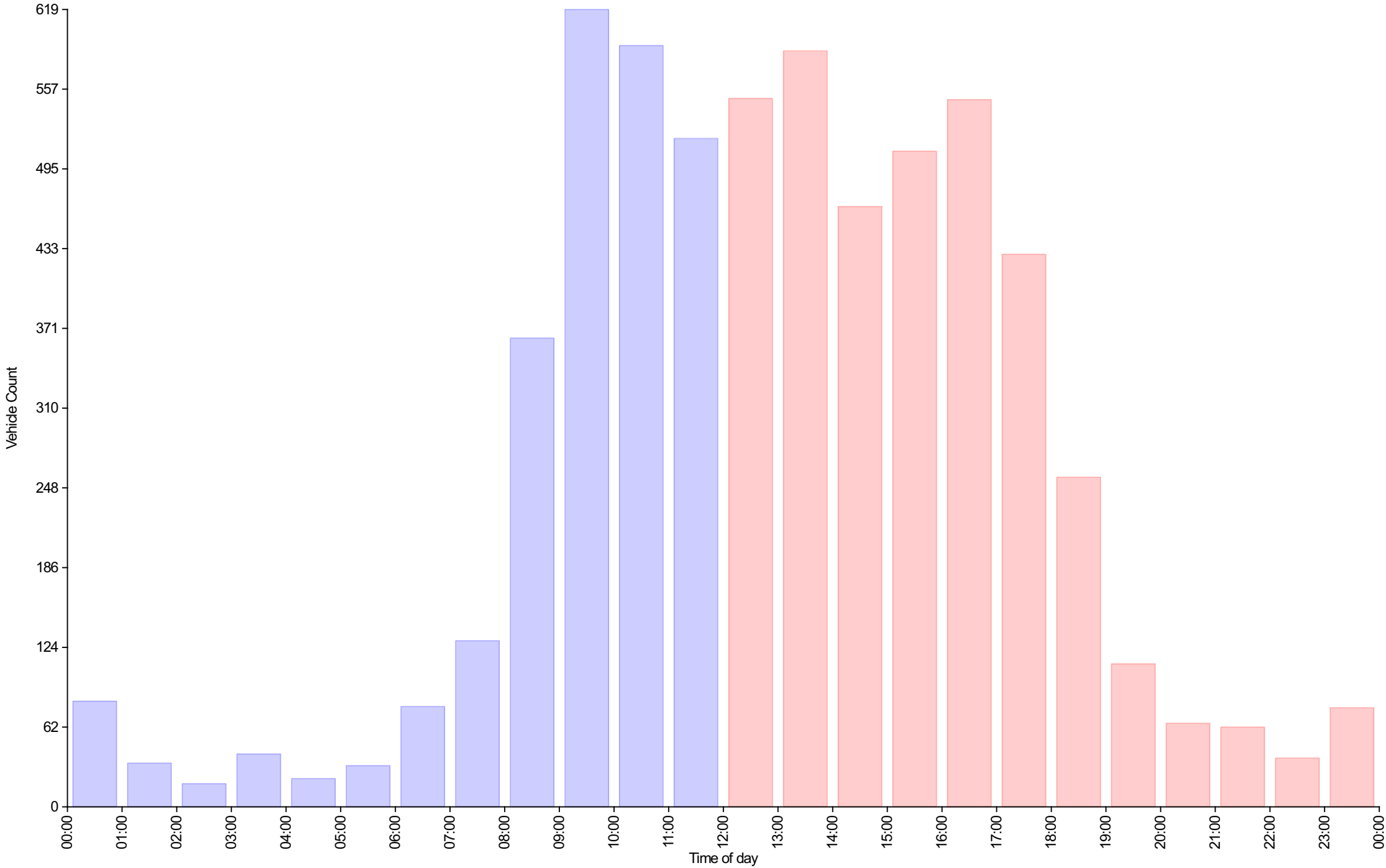
	<15	15 20	20 25	25 30	30 35	35 40	40 45	45 50	50 55	55 60	60 65	65 70	>70	Total	85th Percentile
00:00	0	0	1	19	24	20	11	7	0	0	0	0	0	82	40.7
01:00	0	0	3	3	15	11	2	0	0	0	0	0	0	34	37.7
02:00	0	0	2	1	5	6	2	2	0	0	0	0	0	18	41.3
03:00	0	0	0	12	18	10	1	0	0	0	0	0	0	41	35.2
04:00	0	0	2	5	5	5	4	1	0	0	0	0	0	22	39.7
05:00	0	0	1	11	5	5	3	7	0	0	0	0	0	32	46.2
06:00	0	0	1	9	23	17	11	10	7	0	0	0	0	78	45.6
07:00	0	3	3	25	36	32	21	8	1	0	0	0	0	129	40.9
08:00	0	0	15	41	126	109	57	16	0	0	0	0	0	364	40.1
09:00	0	0	12	85	264	154	88	13	3	0	0	0	0	619	39.4
10:00	0	1	22	88	236	176	56	12	0	0	0	0	0	591	38.3
11:00	0	3	13	73	210	168	40	12	0	0	0	0	0	519	38.3
12:00	2	4	15	62	209	183	61	12	2	0	0	0	0	550	38.7
13:00	2	4	17	69	219	193	63	15	5	0	0	0	0	587	38.9
14:00	1	1	10	33	180	165	56	17	1	2	0	0	0	466	39.5
15:00	0	3	13	67	185	179	44	18	0	0	0	0	0	509	38.4
16:00	1	2	3	87	200	177	63	14	2	0	0	0	0	549	38.8
17:00	0	1	7	68	165	127	47	7	5	2	0	0	0	429	38.8
18:00	0	1	5	49	104	68	23	5	1	0	0	0	0	256	38.4
19:00	2	2	4	13	42	28	14	4	2	0	0	0	0	111	41.1
20:00	0	0	2	16	21	17	7	2	0	0	0	0	0	65	38.8
21:00	0	0	2	9	25	18	5	2	0	1	0	0	0	62	38.0
22:00	0	0	1	10	19	4	2	2	0	0	0	0	0	38	37.3
23:00	0	0	1	18	37	14	7	0	0	0	0	0	0	77	37.5
AM Total	0	7	75	372	967	713	296	88	11	0	0	0	0		
PM Total	8	18	80	501	1406	1173	392	98	18	5	0	0	0		
Total	8	25	155	873	2373	1886	688	186	29	5	0	0	0		
Percent	0.13%	0.40%	2.49%	14.02%	38.10%	30.28%	11.05%	2.99%	0.47%	0.08%	0.00%	0.00%	0.00%		

Time of day

Total Vehicles : 6228
 30th Percentile : 30.9 MPH
 50th Percentile : 33.4 MPH
 85th Percentile : 38.9 MPH
 95th Percentile : 42.8 MPH
 Average Speed : 34.3 MPH
 Highest Speed : 57.7 MPH
 Total Over Speed Limit : 83.0 % (5167 / 6228)

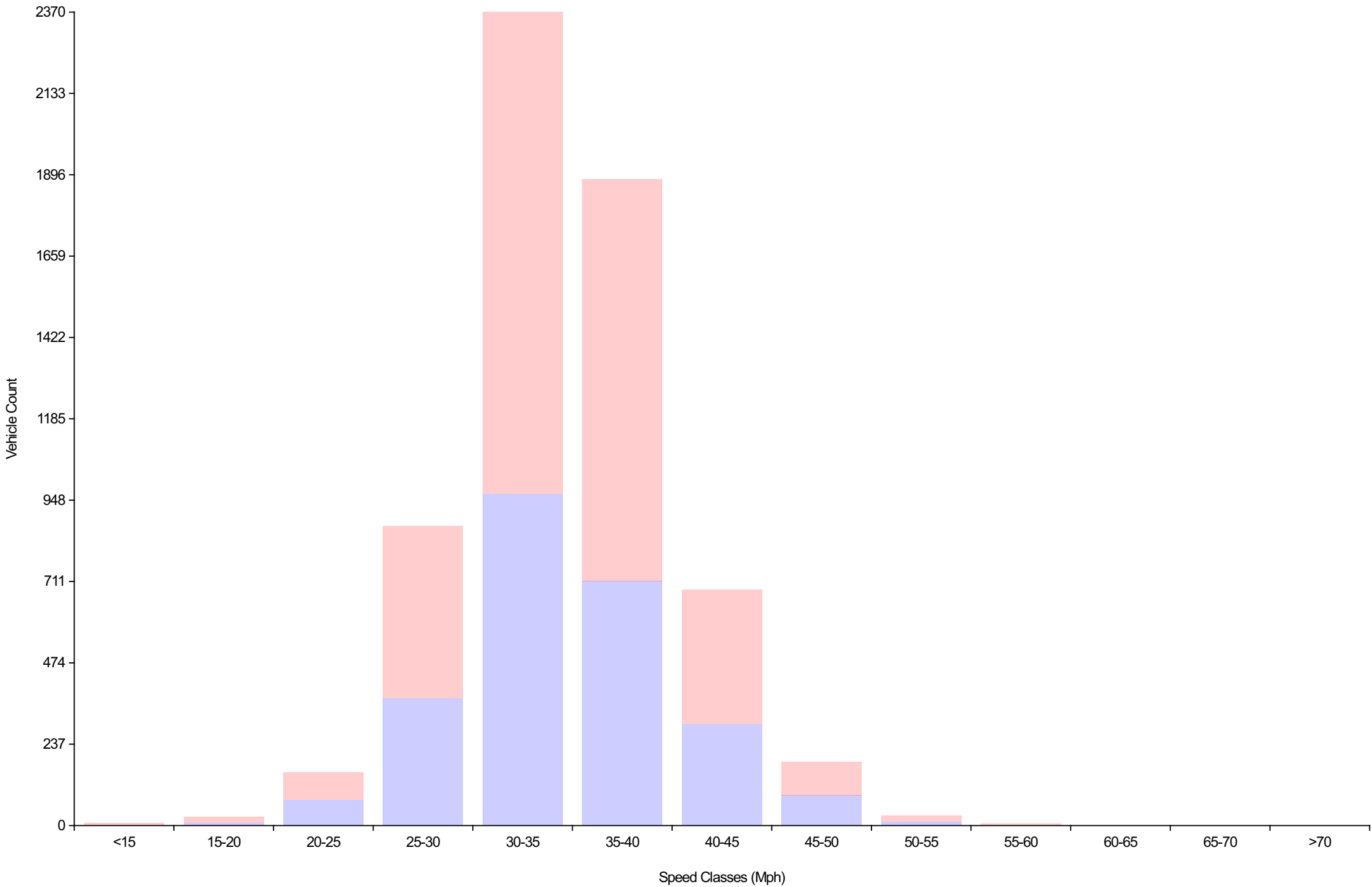
Vehicle Counts By Hour

Traffic Overview from Wed Oct 1 2025 to Wed Dec 31 2025
(60 Minute Resolution)



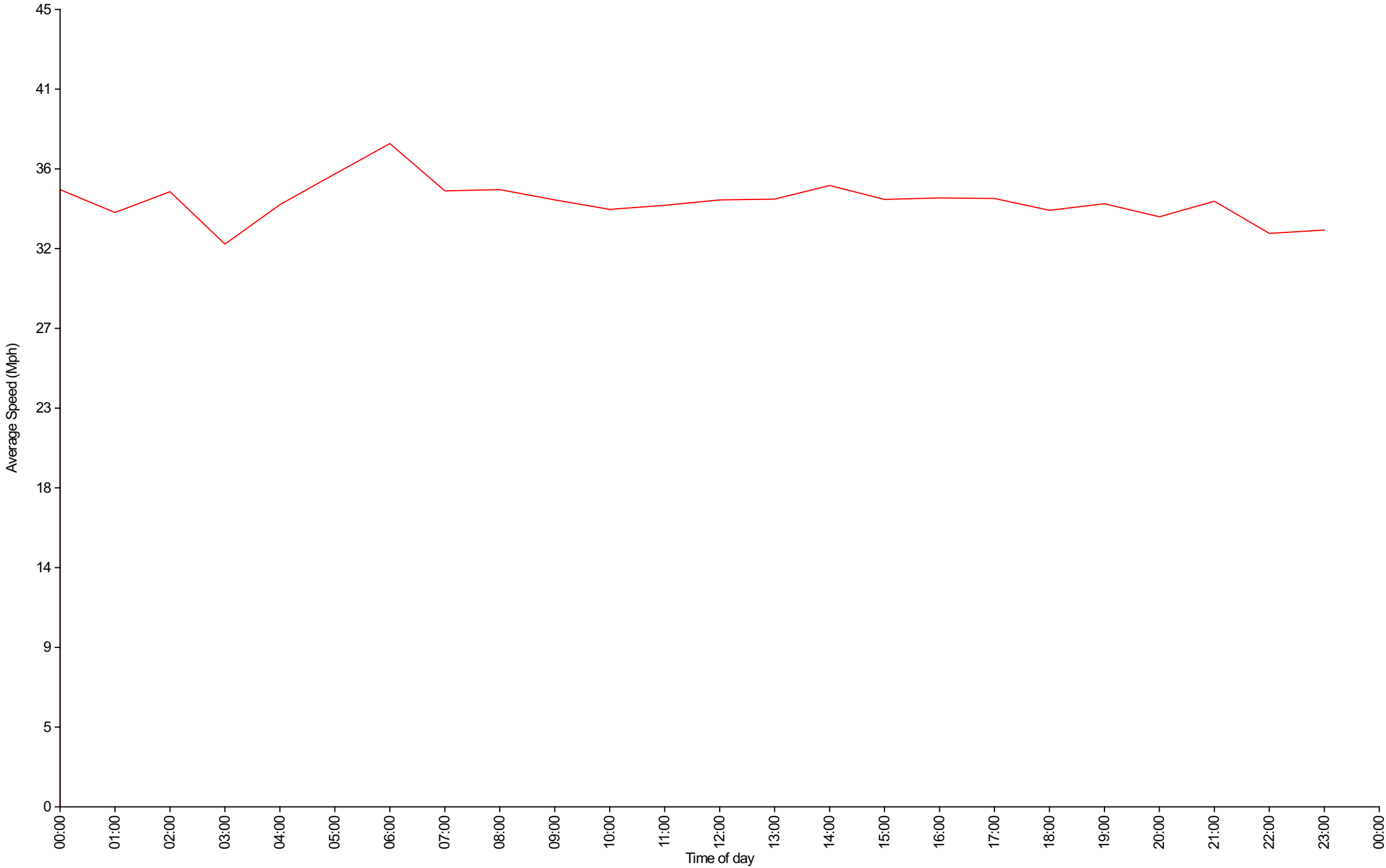
Vehicle Counts By Speed Class

Traffic Overview from Wed Oct 1 2025 to Wed Dec 31 2025



Average Speed By Hour

Traffic Overview from Wed Oct 1 2025 to Wed Dec 31 2025
(60 Minute Resolution)



Cumulative Speed Distribution Curve

Traffic Overview from Wed Oct 1 2025 to Wed Dec 31 2025

